

Turnpike Plaza

Newington, CT

Demographic Summary Report

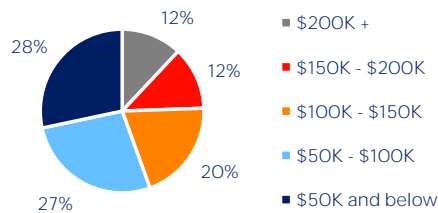
2020 Census, 2024 Estimates & 2029 Projections
Source: Synergos Technologies, Inc

Current Year Demographics	1-Mile Radius	3-Mile Radius	5-Mile Radius	10-Min Drive
Current Population	7,975	71,743	201,116	169,131
Total Daytime Population	6,943	77,435	198,329	173,534
Workplace Population	2,436	20,222	67,896	58,059
Average Household Income	\$119,158	\$110,828	\$105,148	\$102,580
Median Household Income	\$104,687	\$89,532	\$83,840	\$82,684
Total Households	3,451	28,523	81,523	68,321
Median Home Value	\$384,862	\$371,088	\$347,899	\$348,294
College (4+)	47.3%	36.7%	35.6%	35.1%
Total Consumer Spending/Capita (Weekly)	\$499	\$488	\$483	\$498
% of Households with Children	20.2%	25.3%	26.5%	26.4%

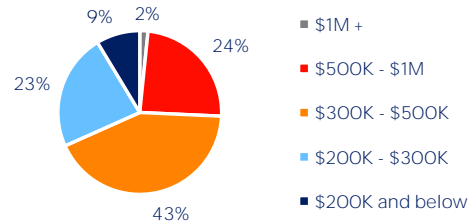
2029 Demographic Projections

Projected Population	7,947	71,789	202,084	169,549
Projected Annual Growth Rate	-0.1%	0.0%	0.1%	0.0%
Projected Total Growth Rate (5-Yr)	-0.4%	0.1%	0.5%	0.2%

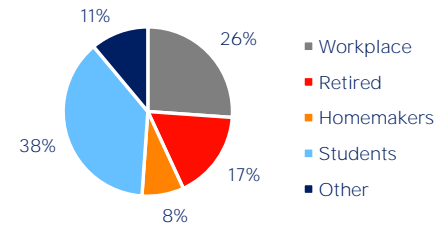
3-Mile Radius Section Detail



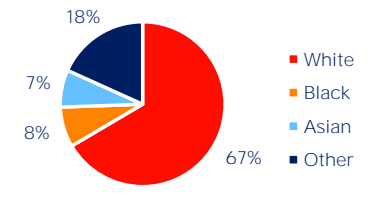
Household Income



Home Value



Daytime Population



Hispanic Origin: 22.6%
Race

