

Mayfair Shopping Center

Commack, NY

Demographic Summary Report

2020 Census, 2025 Estimates & 2030 Projections

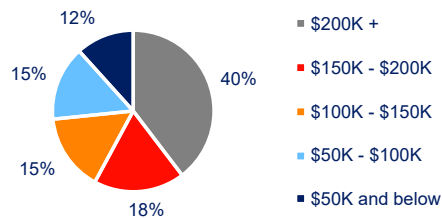
Source: Synergos Technologies, Inc

Current Year Demographics	1-Mile Radius	3-Mile Radius	5-Mile Radius	10-Min Drive
Current Population	11,723	70,579	206,855	159,837
Total Daytime Population	8,952	86,452	248,341	184,611
Workplace Population	3,672	38,086	87,041	72,878
Average Household Income	\$210,547	\$210,431	\$195,887	\$203,568
Median Household Income	\$182,639	\$172,399	\$158,373	\$165,195
Total Households	4,046	23,337	64,480	50,152
Median Home Value	\$815,151	\$849,390	\$814,773	\$834,168
College (4+)	56.9%	54.8%	49.2%	51.0%
Total Consumer Spending/Capita (Weekly)	\$641	\$633	\$617	\$624
% of Households with Children	28.9%	30.1%	26.3%	27.3%

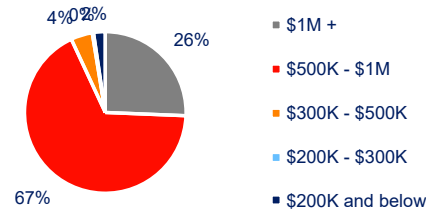
2030 Demographic Projections

Projected Population	11,850	70,719	206,789	159,753
Projected Annual Growth Rate	0.2%	0.0%	0.0%	0.0%
Projected Total Growth Rate (5-Yr)	1.1%	0.2%	0.0%	-0.1%

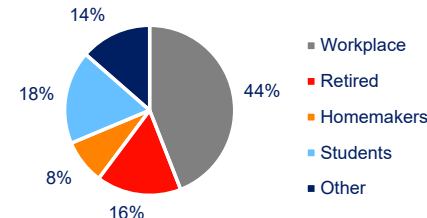
3-Mile Radius Section Detail



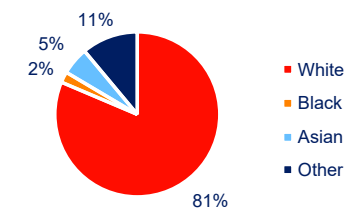
Household Income



Home Value



Daytime Population



Hispanic Origin: 11.8%
Race